



# Value Based Care

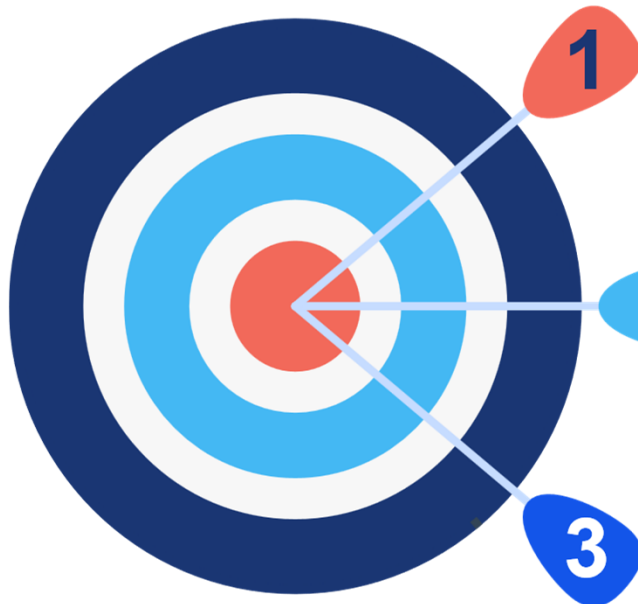
David W. Jones, MD, LSSBB, FAAP  
Chief Medical Officer Anthem BCBS of Georgia  
**June 9, 2026**

# Value Based Care: Making Meaningful Impact on Cost Trends

Quality & Outcomes

Improve Affordability

Simplicity & Experience



## Improve Health Outcomes

- ✓ Optimal Chronic disease Management
- ✓ Preventive Care & Whole Person Health
- ✓ HgbA1C control, Rx adherence, Screenings, Blood Pressure Control, Vaccination rates

## Improving Affordability

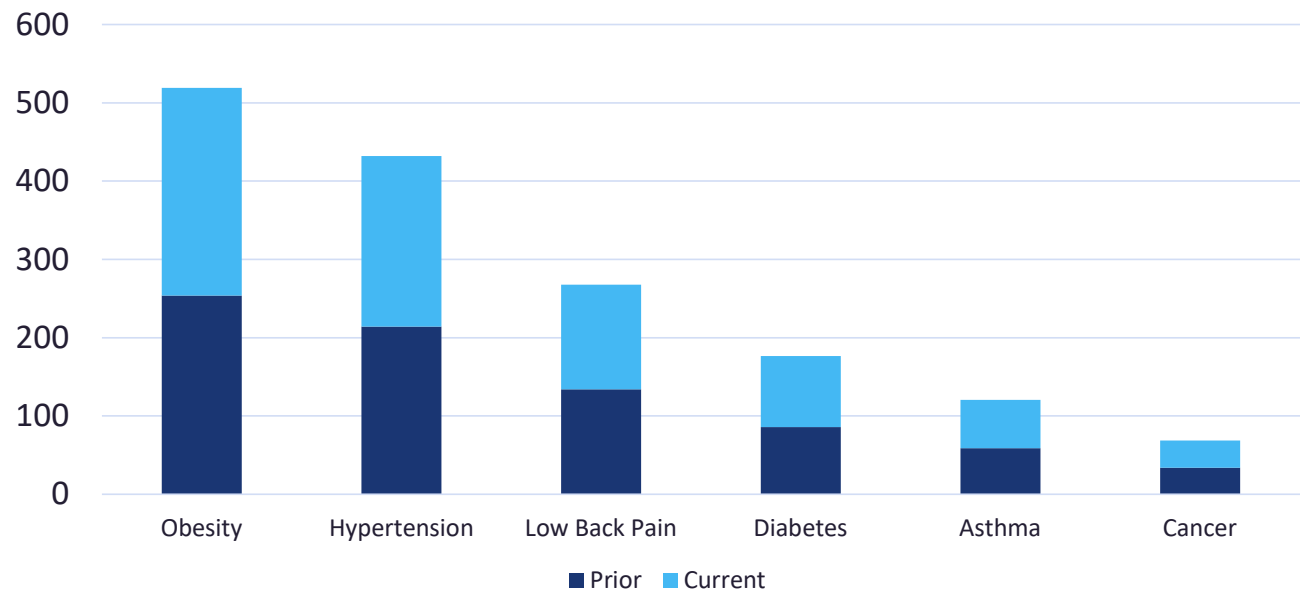
- ✓ Rx Costs
- ✓ Hospital readmissions
- ✓ Timely & appropriate Care

## Improving Patient Experience

- ✓ Coordination of Care
- ✓ Proactive Member Communication
- ✓ Resource Access

**20%** Local Georgia members have **2+** Chronic Conditions

Local Commercial Georgia Members  
Condition Prevalence  
*Claimants per 1000*



WHAT WAS THE TREND?

▲ 7%

Current PMPM trend

Medical

▲ 7%

Current PMPM trend

Pharmacy

▲ 8%

Current PMPM trend

Understanding our Local Georgia members so that we can make a difference

WHAT WERE TOP CONDITIONS?

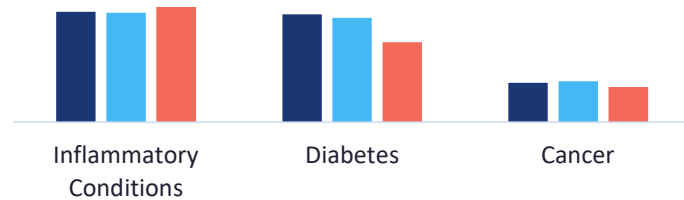
Medical Top 3 by PMPM

■ Prior ■ Current ■ Benchmark



Pharmacy Top 3 by PMPM

■ Prior ■ Current ■ Benchmark



WHAT ARE TOP HEALTH ISSUES?  
% of members

37%

Chronic Conditions

16%

Behavioral Health Claim

ARE MEMBERS VISITING PCPS & COMPLETING WELLNESS CHECKS?  
% of members

68%

Primary Care Physician Visit

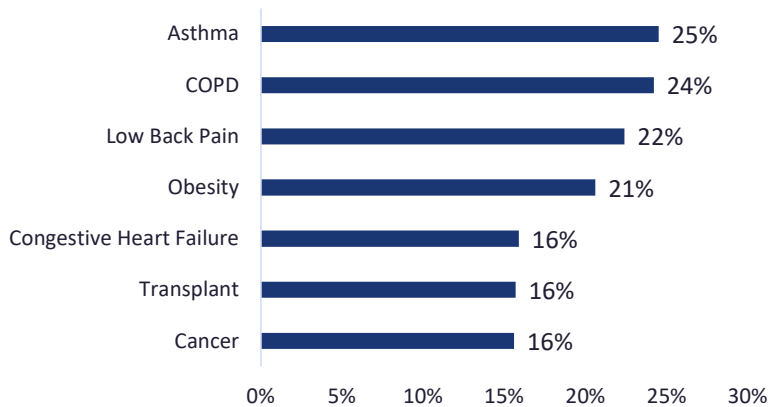
48%

Adult Wellness Compliance

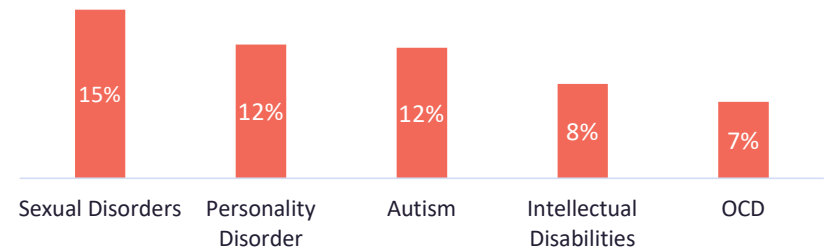
# Impact and Interaction Behavioral and Medical Conditions

**51%** Georgia Local Commercial members with a Behavioral Health diagnosis have **1+** chronic conditions

Top Chronic Conditions with Behavioral Health Co-Morbidity



Top Condition % Prevalence Change



**2x to 5x higher costs**

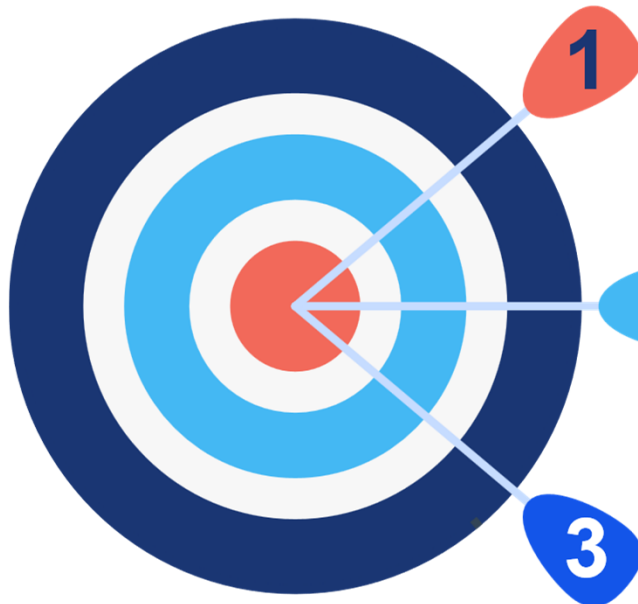
Patients with medical and behavioral condition comorbidity cost 2 to 5 times more and are less compliant with key condition management actions

# Shared Accountability and Engagement Make Meaningful Impact

Quality & Outcomes

Improve Affordability

Simplicity & Experience



## Improve Health Outcomes

- ✓ Optimal Chronic disease Management
- ✓ Preventive Care & Whole Person Health
- ✓ HgbA1C control, Rx adherence, Screenings, Blood Pressure Control

## Improving Affordability

- ✓ Outpatient Pharmacy Costs
- ✓ Hospital Admissions and Readmissions
- ✓ Appropriate Site of Care

## Improving Patient Experience

- ✓ Coordination of Care
- ✓ Proactive Member Communication
- ✓ Resource Access

# EPHC improves health outcomes and achieves savings



## Improved preventive care:\*

- 6% more well-child visits
- 6% more breast cancer screenings
- 4% more diabetes HbA1c testing



## Reduced use of unnecessary services:\*

- 18% fewer outpatient specialty pharmacy services
- 10% fewer 30-day readmissions
- 6% fewer specialty visits



## Achieved significant cost savings:\*

- 10% savings on pharmacy
- 7% savings on inpatient services
- 4% savings on emergency room (ER) services

**\$4.9B** total gross savings  
from 2017 to 2020

**\$26 PMPM** average savings  
in 2020



\* 2021 EPHC Commercial Evaluation. Cost, utilization, and quality impact is determined based on comparing performance between EPHC providers and local peers across FI and ASO. Cost and utilization impact is assessed using a 19-quarter historical trend model, and quality impact is measured as adjusted difference in quality performance in 2020. Over a four-year period (2017 to 2020), EPHC resulted in \$4.9B in lower overall cost of care for members attributed to EPHC providers (FI+ASO) enterprise-wide.

## Value-based primary care improves member outcomes and achieves savings

### Improved preventive care:

- **10%** more well-child visits
- **6%** better blood pressure control

### Better pharmacy care:

- **7%** more appropriate antibiotic treatment for respiratory conditions
- **3%** better brand formulary compliance

### Achieved medical cost savings:

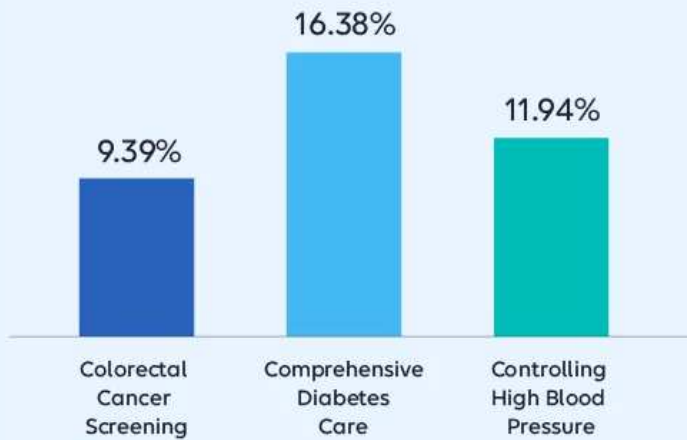
- **5%** savings on inpatient admissions



Enterprise value-based primary care savings:  
\$5.31 PMPM (1.5%)

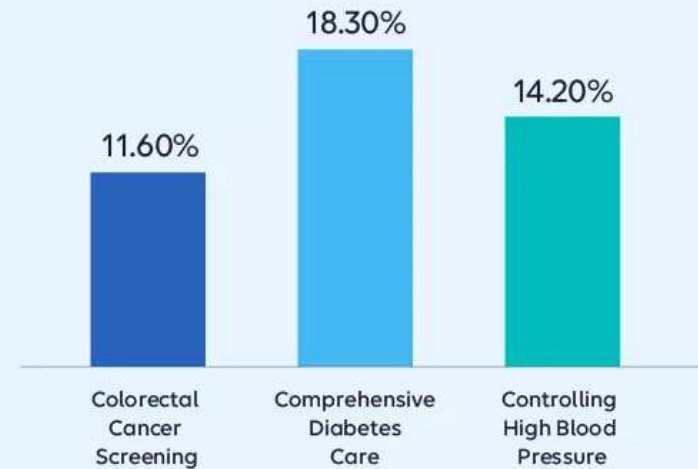
# Clinical Quality Performance for Value-Based and Shared Risk Groups Versus Non-Value-Based Care Providers

Value-based Care vs. Non-value-based Care



Source: 2024 Elevance Health Quality Data

Shared Risk vs. Non-value-based Care



Source: 2024 Elevance Health Quality Data

Anthem is your trusted health partner, focused on:



High quality  
of care



Affordability



Experience



Simplicity

We're ready to **deliver positive health outcomes** for your employees and their families.